PF Series Drum Pumps

FINISH THOMPSON INC.

Sealless, High Performance Drum Pump

Unique double suction impeller provides high flow and high head. Handles acids, caustics, chemicals and flammables†.

Features: Polypropylene, PVDF or 316SS tubes
Interchangeable with motors
Up to 2000 cP with M58P/M59P motors
ATEX certified motors
Dry run capability

Applications: Acids, bases, solvents†, water treatment chemicals, cleaners, plating solutions, kidney dialysis solutions, diesel exhaust fluid (DEF)/AdBlue

*Patent Pending - PFP, PFV

Tube Lengths

27" (69cm), **40"** (102cm), **48"** (122cm), **60"** (152cm), **72"** (183cm)

Construction Specifications

Pump Model	Construction Materials		Tube Dia.	Discharge	Hose Size	Max. Temp.[1]		Min. Temp.	
	Outer Tube	Internals	in (cm)	Size & Type	in (cm)	°F	°C	°F	°C
PFM	Polypropylene	316 Stainless Steel, Polypropylene, FKM, PVDF	2 (5.1)	1-1/4" NPSM w/ Variable Orifice	1 (2.54)	160	71	35	1.7
PFP	Polypropylene	Alloy 625, Polypropylene, FKM, PVDF				160	71	35	1.7
PFV[1]	PVDF	Alloy 625, FKM, PVDF				120	49	35	1.7
PFS	316SS	316 Stainless Steel, FKM, ETFE		1" Hose Barb		220	105	-20[2]	29

[1]PFV-72 = 115°F (46°C)
[2]Perlast o-rings limit minimum teperature to 5° F (-15° C)

Consult FTI's Chemical Resistance Chart (http://www.finishthompson.com/downloads/drum-pumps/technical flyers) before selecting pump material.

Performance Data

Maximum Flow**		Maximum Head**		Maximum Specific Gravity	Maximum Viscosity	
Electric gpm (lpm)	Air gpm (lpm)	Electric ft (m)	Air ft (m)		Electric	Air
40 (151)	22 (83)	80 (24)	38 (11.6)	1.8	2,000 cP	330 cP

Viscosity Data

Viscosity (cP)	100	250	500	1,000	2,000
Max Flow gpm (lpm)	24 (91)	16 (61)	11 (42)	7 (26)	4 (15)
Max Head feet (meter)	52 (16)	51 (16)	48 (15)	45 (14)	28 (9)

Note: M3/M5V motor: 100-500 cP M58/M59P: 500-2,000 cP

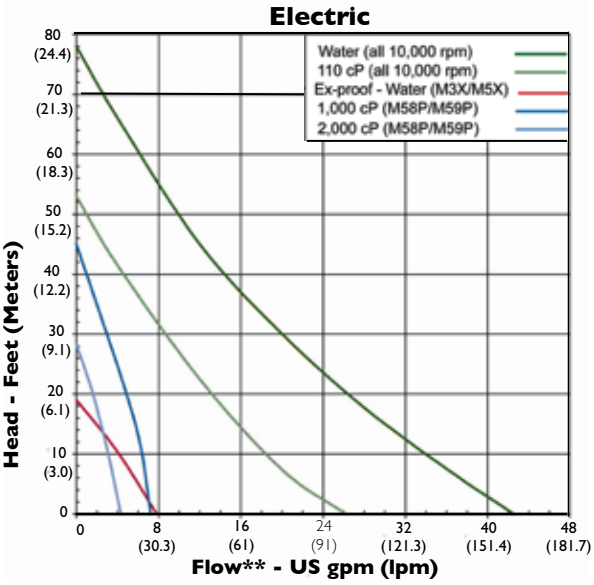

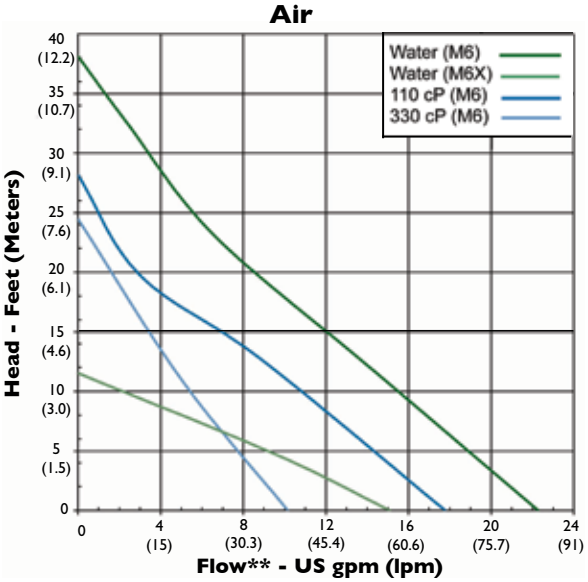

When pumping flammables or combustibles, use explosion proof electric or air drive motors on stainless steel tubes with static protection kit.

**All testing performed with water at 68°F (20°C). Actual performance can vary by +/- 10%. Actual performance will decrease with increased fluid viscosity and specific gravity.

Need help choosing a pump?
Use the handy online Pump Selector at:
www.finishthompson.com.

Online Pump Selector Drum Pumps

PF Series Motors

MOTOR DATA

ODP
(M3V, M5V, M5V-US, M3V-UK)

TEFC
(M3T, M5T, M58P, M59P, M59PCE)

Exp-Proof
(M3X, M5X, M10X)

Air
(M6, M6X)

Model	Description	Type	Certification	Electrical Requirements	Power HP	Power W	RPM	Max. Viscosity cP
ODP (Open Drip Proof), Splashproof, IP24 Motors								
M3V	Quick connects to pump without tools. Double wall housing. Continuous duty. 12 ft. (3.5 m) cord with plug and integral circuit breaker.	Universal - Variable speed	CSA	115VAC/50-60 Hz	4/5	650	3,500-10,000	500
M5V			CE	230VAC/50-60 Hz	4/5	650	3.500-10,000	500
M5V-US*			CE	230VAC/50-60 Hz	4/5	650	3,500-10,000	500
M3V-UK			CE	115VAC/50-60 Hz	4/5	650	3,500-10,000	500
TEFC (Totally Enclosed Fan Cooled), IP54 Motors								
M3T	Continuous duty. 12 ft. (3.5 m) cord and circuit breaker w/ manual reset. (M3T includes plug)	Universal - Single speed	CSA	115VAC/50-60 Hz	4/5	640	10,000	500
M5T			CE	230VAC/50-60 Hz	4/5	640	10,000	500
M58P	Continuous duty. 12 ft. (3.5 m) cord and circuit breaker with manual reset. (M58P includes plug)	Universal - Variable speed		115VAC/50-60 Hz	1-1/3	1,000	5,000-10,000	2,000
M59P				230VAC/50-60 Hz	1-1/3	1,000	5,000-10,000	2,000
M59PCE			CE	230VAC/50-60 Hz	1-1/3	1,000	5,000-10,000	2,000
Explosion Proof Motors								
M3X	Suitable for use in hazardous areas, ideal for flammable liquids. TEFC housing. 12ft. (3.5m) cord, internal circuit breaker. Continuous duty rated.	TEFC, Exp-proof	CSA	115VAC/50-60 Hz	3/10	230	5,000	10
M5X**			CE	230VAC/50-60 Hz	3/10	230	5,000	10
M10X			CE, ATEX Ex II 2G Ex IIA T4	230VAC/50-60 Hz	4/5	640	10,000	500
Air Motors*								
M6	Lightweight. Operates from customer-supplied compressed air source. Variable speed. Muffler and control valve.	Air	CE/ ATEX Ex II 5GDc +1CTa+40C	80-100 psi @ 15-32 cfm	1/2	370	300-9,000	330
M6X			CE/ ATEX Ex II 5GDc +1CTa+40C	80-100 psi @ 15-32 cfm	3/4	560	300-6,000	330

*Suitable for 230V, 60 Hz. Includes a NEMA 6-15 plug.
**Motor suitable for hazardous areas that do not require independent certification.
***An air motor is a non-electrical device meaning possibility of explosion from igniting flammables/combustibles is reduced. Air motor performance will depend upon user's system setup.

Dimensions

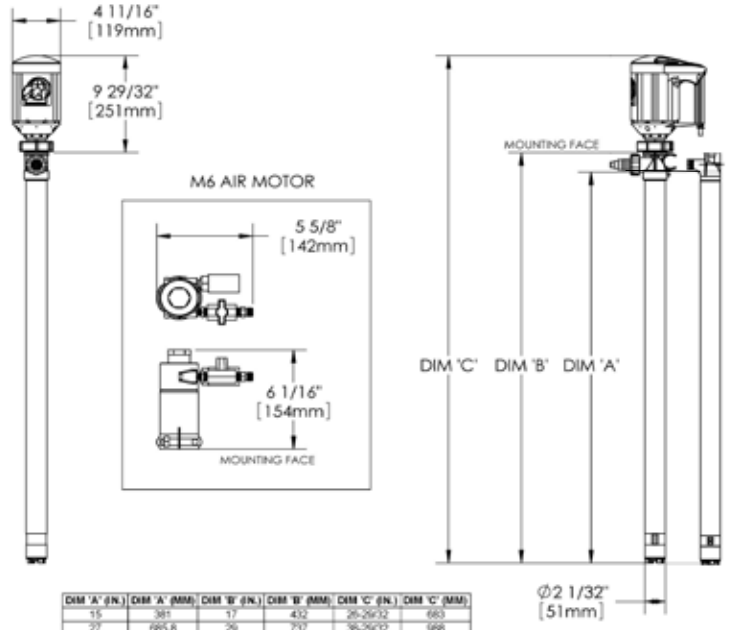

DIM 'A' (IN.)	DIM 'A' (MM)	DIM 'B' (IN.)	DIM 'B' (MM)	DIM 'C' (IN.)	DIM 'C' (MM)
15	381	17	432	26-29/32	683
27	685.8	29	737	38-29/32	988
40	1016	42	1067	51-29/32	1318
48	1219.2	50	1270	58-29/32	1522
60	1524	62	1575	71-29/32	1826
72	1828.8	74	1880	83-29/32	2131

Accessories

Static Protection Kit

Nozzles

Wall Mount Bracket

Strainers

921 Greengarden Road • Erie, PA 16501-1591 U.S.A • Ph 814-455-4478 • Fax 814-455-8518
E-mail fti@finishthompson.com • www.finishthompson.com

I.D. No. FT95-558S
Rev. 7.27.11